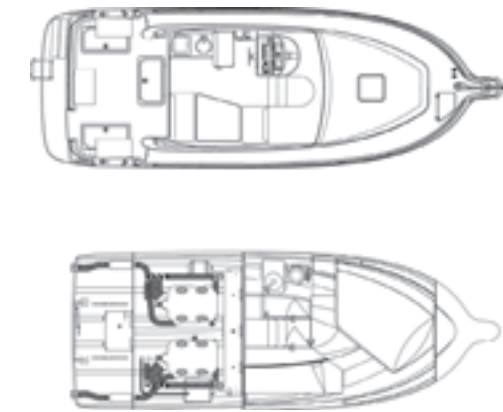



## Rodman 940

The new Rodman 940—whose key features are the robustness and reliability that derive from Rodman's more than thirty years in the sailing sector—offers a modernised design intended to ensure that life at sea is as enjoyable as possible in all its aspects.



The interior layout of the Rodman 940 ensures that life on board will be enjoyed to the full, with practical solutions that ensure maximum comfort and convenience for the seafarer.



## Renovation and versatility

The new Rodman 940 offers a helm position on the flybridge and a spacious aft cockpit with attached bathing platform and bow solarium, all connected via wide passageways which allow for easy access to the different parts of the boat.

The main features inside are the dinette with galley, which has been perfectly integrated into a bright living area, and a double-berth owner's cabin complete with wardrobe, reading area and stowage space, with the added benefit of pleasant natural light coming from the overhead porthole.

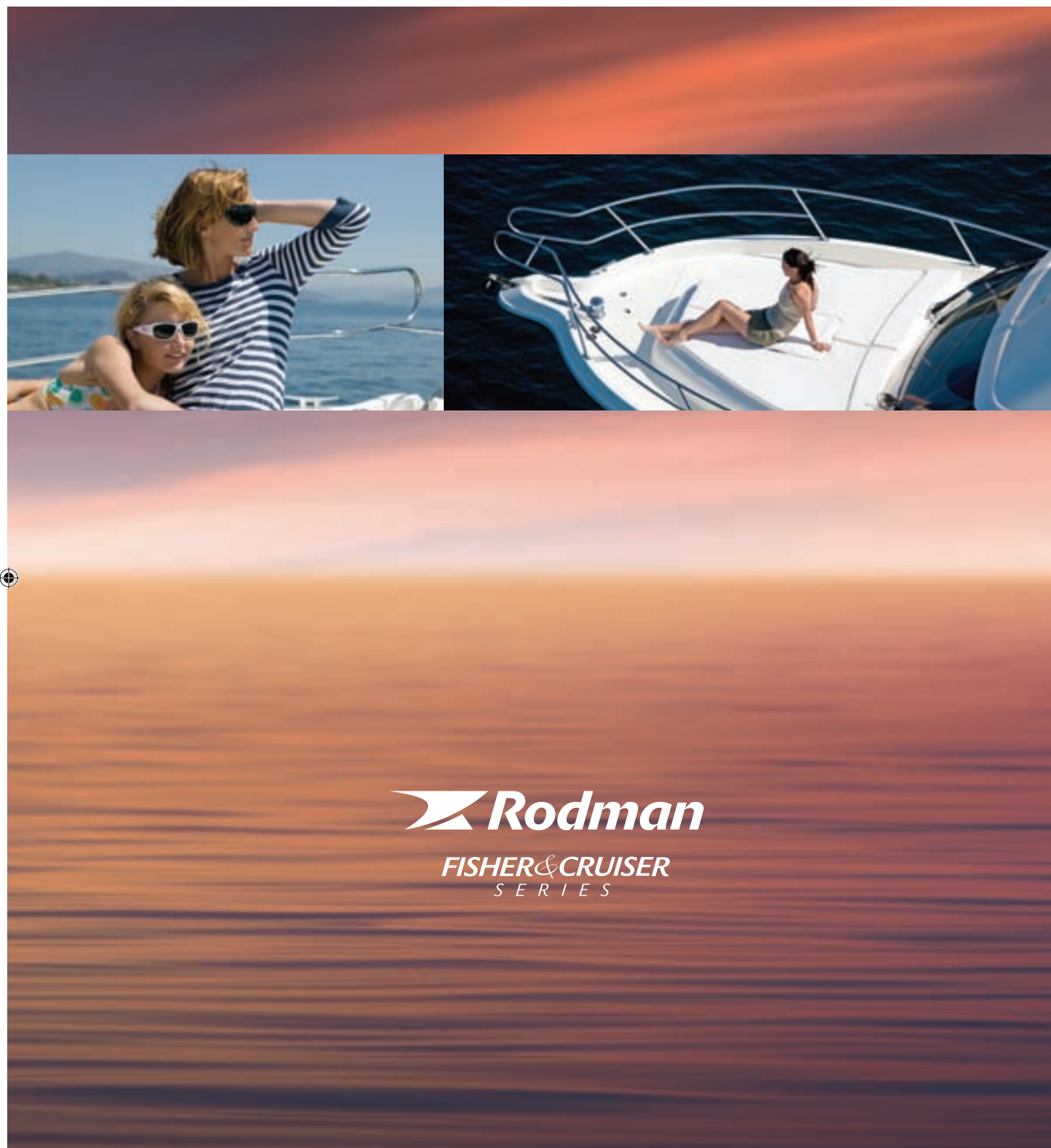
The Rodman 940 also sets itself apart from other similar boats in its category thanks to a guest cabin with two comfortable bunks, wardrobe and stowage space

## Rodman 940<sup>adv</sup>

Expanding the features on the Rodman 940 to extraordinary levels of detail and comfort, the new Advanced version is an excellent option for the discerning seagoer.

### Finish packs

In addition to the variety of options available on the Rodman 940, a convenient choice can be made between a fishing or a cruising finish pack of optional equipment, thus making the choice of model an easy task.



# Rodman 940

DESCRIPTION OF EQUIPMENT BY VERSION	Rodman 940	Rodman 940 Advanced
Exterior design		
Stainless steel radar arch	•	•
Helix seat on flybridge	•	•
Side seating in flybridge upholstered in white exterior-use polyteather	•	•
Self-staining cockpit	•	•
White hull	•	•
Flybridge helm with fully equipped console	•	•
Shower in cockpit	•	•
Stainless-steel-and-leak flybridge access stairway	•	•
Bathing platform ladder	•	•
Canvas cover for front and side windows	•	•
Flybridge console cover	•	•
Lacquered aluminum sliding door giving access to saloon	•	•
Methacrylate windshield (flybridge)	•	•
Polyester bathing platform	•	•
Polyester access gate to bathing platform	•	•
Polyester floor with antislip finish in cockpit	•	•
Teakwood capping	•	•
Service area stowage compartment (2)	•	•
Interior design		
Linette		
Cherrywood finish to dinette windows	•	•
Dinette table convertible into bed	•	•
Sofa with face-to-face seating and interior stowage	•	•
Upholstered sides	•	•
Carpeted polyester floor with antislip finish	•	•
Galley		
Cherrywood units	•	•
Alcohol-burning stove	•	•
Stainless steel sink	•	•
Fridge	•	•
12 V microwave oven	•	•
Cass cooker	•	•
Carpeted polyester floor with antislip finish	•	•
Helm post	•	•
Double seat with anthracite grey upholstery	•	•
Console in anthracite grey anti-reflecting finish	•	•
Foldaway glass holder	•	•
Starboard glove compartment	•	•
Crew's cabin		
Double berth	•	•
Double berth duvet	•	•
Mirror facing owner's cabin	•	•
Upholstered berth headboard and sides	•	•
Side locker with cherrywood lid	•	•
Wardrobe	•	•
Carpeted polyester floor with antislip finish	•	•
Reading lights (2)	•	•
Halogen lights (2)	•	•
Upholstered sides	•	•
Deck hatch	•	•
Upholstered berth shelving	•	•
Forward hatch roll-up sun blind	•	•
Guest cabin	•	•
Bunks (2)	•	•
Bunk duvets	•	•
Stowage space under bunks	•	•
Upholstered berth shelving	•	•
Upholstered sides	•	•
Bathroom	•	•
Marine wc	•	•
Electrically operated wc	•	•
Mirror	•	•
Complete set of accessories	•	•
Hot water shower	•	•
Opening porthole (1)	•	•
Polyester washbasin with shower	•	•
Cherrywood shell over washbasin	•	•
Equipment and systems		
12 V electric washdown pump	•	•
Hot water heated by engine and immersion heater	•	•
220 V circuit (inc. Shore line and inside socket)	•	•
Pre-installation of electrically operated windlass	•	•
1000 W remote controlled electric windlass	•	•
Windscreen wipers (2)	•	•
Windscreen washer	•	•
Fresh water shore intake point	•	•
Ty seal and socket	•	•
Stainless steel freshwater storage tank (200 l)	•	•
Naval-standard aluminum fuel tank (600 l)	•	•
Decorations and finishes		
Venetian-style blinds	•	•
Stone-look montelli by dupont worktop in galley	•	•
Washbasin blue synthetic countertop	•	•
Cherrywood carpentry	•	•
Interior carpeting	•	•
Interior polyester flooring with antislip finish	•	•
Upholstered cabin ceilings	•	•
Upholstery	•	•
Advanced upholstery	•	•
Safety		
Automatic bilge pump (3300 l/hr) with alarm (1)	•	•
Manual bilge pump in engine compartment	•	•
Automatic bilge pumps (600 l/hr) with alarm (2)	•	•
2-Kg dry-powder extinguishers (2)	•	•

\*Rodman Polyships SMI reserves the right to change technical specifications without prior warning, in accordance with its policy of continual improvement and development of its vessels. The vessels depicted in this catalogue include additional optional equipment—at an extra cost—and accessories not included in the list of available equipment, which have been merely included for illustrative purposes. Print date: October 2007.

Rodman Polyships S.A.U. - Pol. Ind. de la Borna s/n - 36955 (Moaña) Pontevedra Spain  
Tel. Nat. +34 986 811 818 - Tel. Int. +34 986 811 807 - Fax +34 986 811 817  
sales@rodman.es - int.sales@rodman.es - www.rodman.es

DESCRIPTION OF EQUIPMENT BY VERSION	Rodman 940	Rodman 940 Advanced
Fm200 fire extinguisher system in engine compartment	•	•
Handrail flybridge side handrails	•	•
90-Mm compass at lower helm	•	•
90-Mm compass at flybridge	•	•
Electronic pre-installation	•	•
Pre-installation of radio-cd	•	•
Radio-cd player with interior loudspeakers	•	•
Electricals		
Bosch 180 ah battery for starting the engines	•	•
Bosch 180 ah service battery	•	•
Battery charger	•	•
220 V interior socket	•	•
220 V shore supply	•	•
Documentation and delivery		
Transport shrink wrap	•	•
Owner's manual	•	•
Warranties		
10 Years against structural damage to hull (subject to general conditions)	•	•
5 Years against osmosis (subject to general conditions)	•	•
2 Years against possible general breakdowns (subject to general conditions)	•	•

• Standard equipment    • Optional equipment

PACKS	Pack Cruiser	Pack Fisher
Cockpit chairs (2)	•	•
Starboard polywood foldaway seat	•	•
Portside polywood foldaway seat	•	•
Bow sunbathing cushion	•	•
Teak and holly flooring in dinette	•	•
Teak wood bathing platform	•	•
Teak wood in cockpit	•	•
Flybridge cover	•	•
Flybridge bimini	•	•
Portside grip loose ball box	•	•
Starboard grip loose ball box	•	•
Sockets for electric reels (2)	•	•
Fishing rod holders (4)	•	•
Remote-controlled search light	•	•

OPTIONAL EQUIPMENT	
Extra service battery	•
Gel coat with blue hull	•
Locker locks	•
Rope cutters	•
Anchoring set	•
Hydraulic trim tabs with flybridge controls	•
Lower helm rudder angle indicator	•
Gel coat with blue hull strip	•
Blue anti-fouling	•
Remote-controlled searchlight	•
Additional cockpit light fitting	•
Black water system (6 l tank)	•
Trolling valve	•

**Technical Characteristics**

Design category: B/C  
Max. number of persons aboard: 8 / 12  
Total length (inc. platform): 9.50 m  
Hull length (L<sub>h</sub>): 9.35 m  
Hull beam (B<sub>h</sub>): 3.25 m  
Max. displacement: 7,560 kg  
Fuel capacity: 600 litres  
Freshwater capacity: 200 litres  
Engines: from 2x190 CV to 2x225 CV

**RQS** INSIDE Rodman's RQS quality assurance label covers design and production and extends right the way through to delivery and post-sales service.



# Rodman 940



## The legend grows

With its new Fisher and Cruiser Series, Rodman has once again reaffirmed its commitment to lovers of the sea, offering them a complete sailing experience shaped by the vision that has imbued Rodman's boat building activities for more than thirty years. The different designs of the boats and the wide range on offer ensure flexibility, reliability and confidence in the customer's choice of model.